



Easychair Tutorial

GUIDELINES FOR PARTICIPANTS



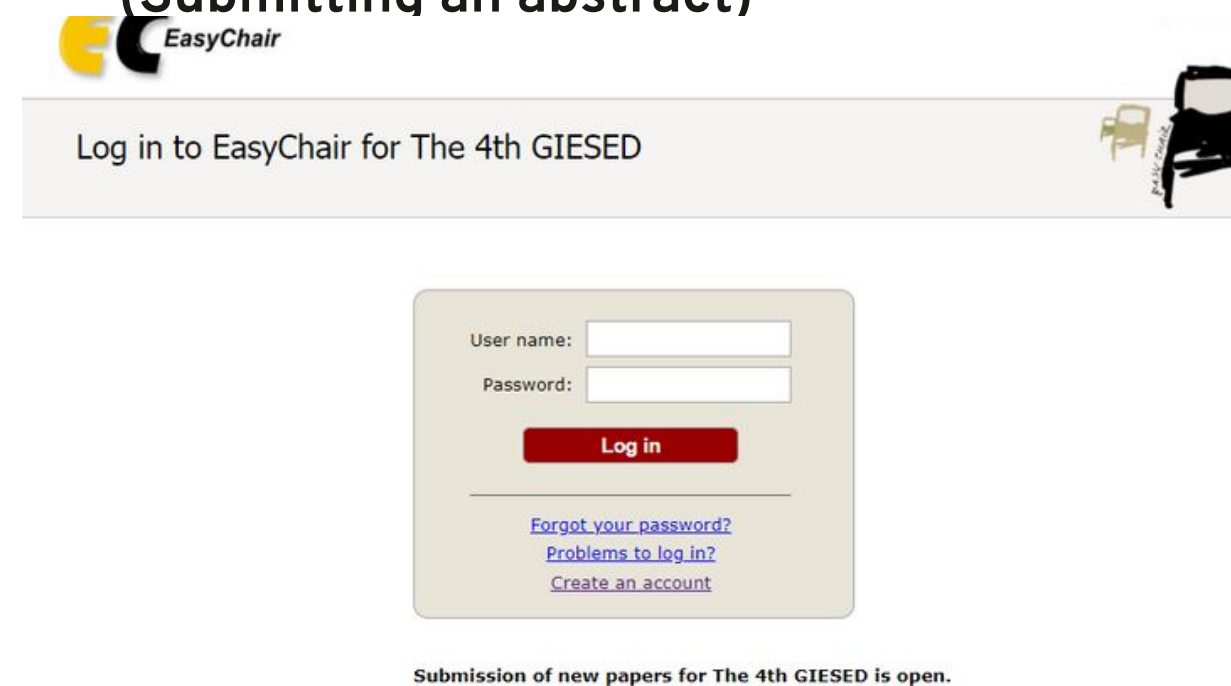
STEP I

Go to the 4th GIESED-2021 conference submission system on EASYCHAIR

<https://easychair.org/conferences/?conf=the4thgiesed>

◆ LOGIN CONFERENCE SYSTEM

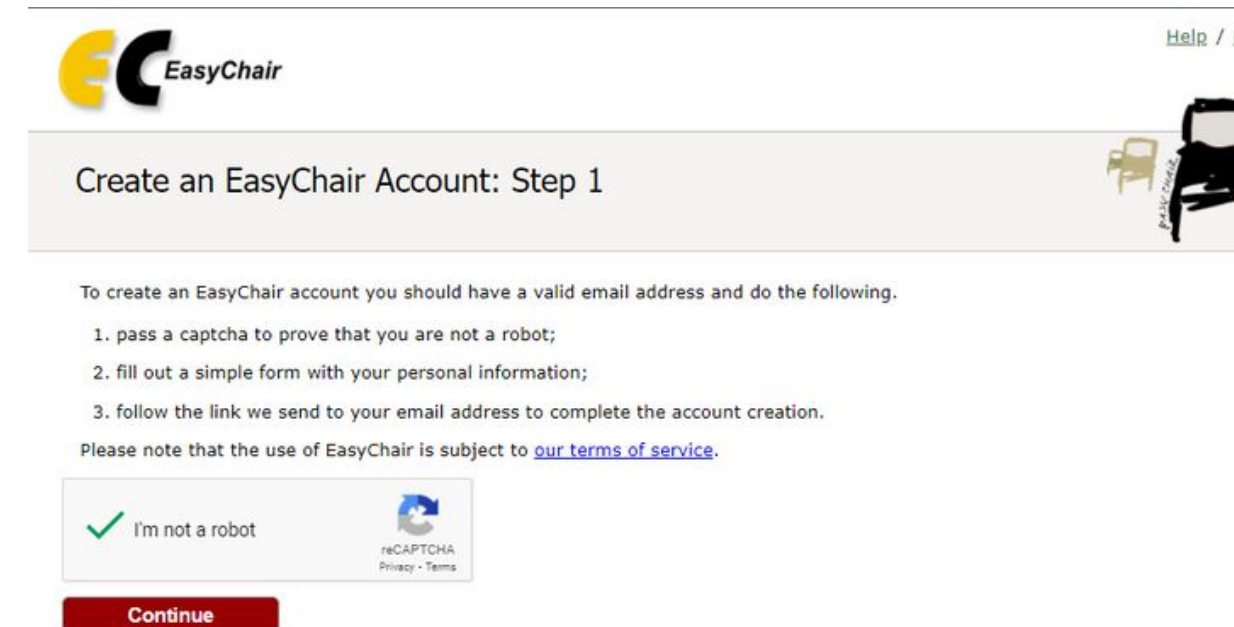
- If you already have an EasyChair account then you can use your account to log in. **See part 2 (Submitting an abstract)**



The screenshot shows the EasyChair login interface. At the top left is the EasyChair logo. Below it, the text reads "Log in to EasyChair for The 4th GIESED". The main content area contains a login form with two input fields: "User name:" and "Password:". Below these fields is a red "Log in" button. Underneath the button are three links: "Forgot your password?", "Problems to log in?", and "Create an account". At the bottom of the page, a message states: "Submission of new papers for The 4th GIESED is open."

◆ Create an EasyChair Account

- Click "Create an account".
- Click reCAPTCHA box "I'm not a robot" and click continue



The screenshot shows the "Create an EasyChair Account: Step 1" page. At the top left is the EasyChair logo, and at the top right are links for "Help / Log in". The main heading is "Create an EasyChair Account: Step 1". Below this, the text reads: "To create an EasyChair account you should have a valid email address and do the following." This is followed by a numbered list: 1. pass a captcha to prove that you are not a robot; 2. fill out a simple form with your personal information; 3. follow the link we send to your email address to complete the account creation. Below the list, it says: "Please note that the use of EasyChair is subject to [our terms of service](#)." The reCAPTCHA section shows a green checkmark and the text "I'm not a robot" next to the reCAPTCHA logo. At the bottom is a red "Continue" button.

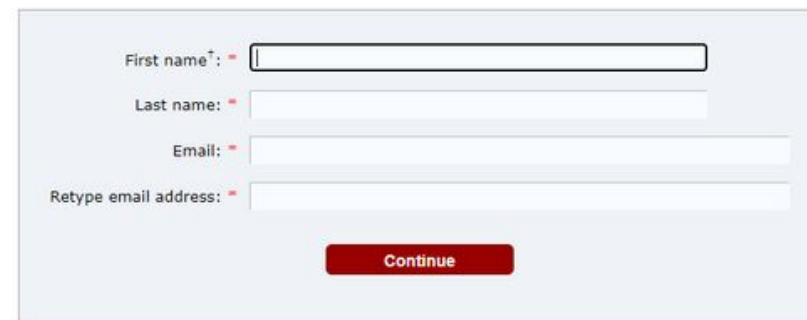
RT



Create an EasyChair Account: Step 2

Please fill out the following form. The required fields are marked by *.

Note that the most common reason for failing to create an account is an incorrect email address so please type your email address correctly.



Registration form with the following fields:

- First name*:
- Last name*:
- Email*:
- Retype email address*:

* Note: leave first name blank if you do not have one. If you are not sure how to divide your name into the first and last name, [read the Help article about names.](#)

You may also be interested about [our policy for using personal information.](#)



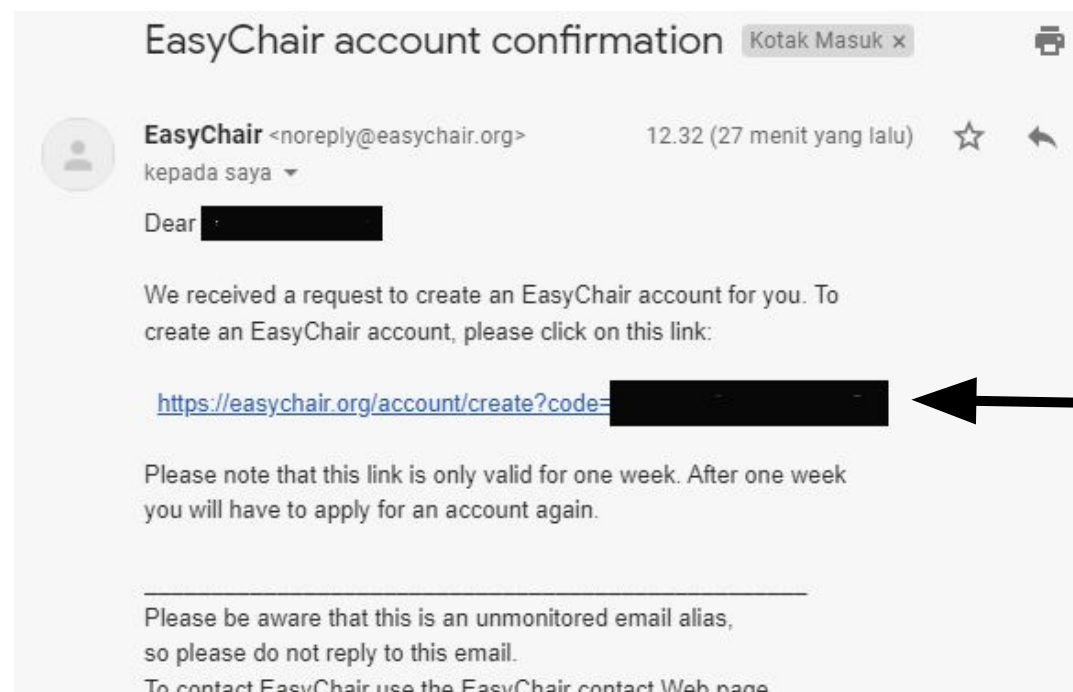
X

STEP 2

Fill in your name and your active e-mail then click on "continue"



RT



STEP 3

- Open your email and open the email with subject line "EasyChair account confirmation"
- Click on the link to continue your registration



LAST STEP

Create an EasyChair Account: Last Step

Hello [redacted] To complete the creation of your account please fill out the following form. You should create the account within 30 minutes, otherwise you will have to fill out this form from scratch.

To use EasyChair, you must agree to its Terms of Service ([view terms](#)), ([download terms](#)).

I agree to EasyChair Terms of Service

Enter your personal data.

First name: *

Last name: *

Organization: *

Country/region: *

The Web page is used to provide a link to it on some EasyChair pages, for example when you are mentioned as an author in a published conference program. It is optional. Please do not use the Web page of your organization here: if you fill this out, it should only be your personal Web page.


Your personal Web page:

Enter your account information. Note that user names are case-insensitive.

User name: *

Password: *

Retype the password: *



Help / Log in

Account Created

Your EasyChair account has been created!

To log in and access The 4th GIESED pages [click here](#).

- Complete the registration form by entering all the required fields. Required fields are indicated with an asterisk (*). The email address you enter on this form must be a valid address that is owned by you.
- Enter a valid password that adheres to the guidelines described here password strength.
- Confirm that you have read and agreed to the Terms of Use by clicking the I accept button.
- Then, click **'create my account'** button

The following message will appear if your registration has been successful.

Submission Abstract

The 4th GIESED (The 4th International Conference on Global Issues for Infrastructure, Environment and Socio-Economic Development)

You are logged in to The 4th GIESED (The 4th International Conference on Global Issues for Infrastructure, Environment and Socio-Economic Development).
Use the links below to access The 4th GIESED.

Author

- [make a new submission](#)

CFP

This conference has a call for papers on the EasyChair Smart CFP:

- [view call for papers](#)

4TH GIESED	The 4th GIESED: The 4th International Conference on Global Issues for Infrastructure, Environment and Socio-Economic Development Universitas Hasanuddin Makassar, Indonesia, November 10-11, 2021
Conference website	http://gised2021.unhas.ac.id/
Submission link	https://easychair.org/conferences/100f-the4thgised
Poster	download
Abstract registration deadline	October 14, 2021
Submission deadline	October 31, 2021

Topics: [Infrastructure](#) [Environment](#) [Sustainable Development](#) [Innovation](#)

Author 1 ([click here to add yourself](#))

First name[†]: *

Last name: *

Email: *

Country/region: *

Organization: *

Web page:

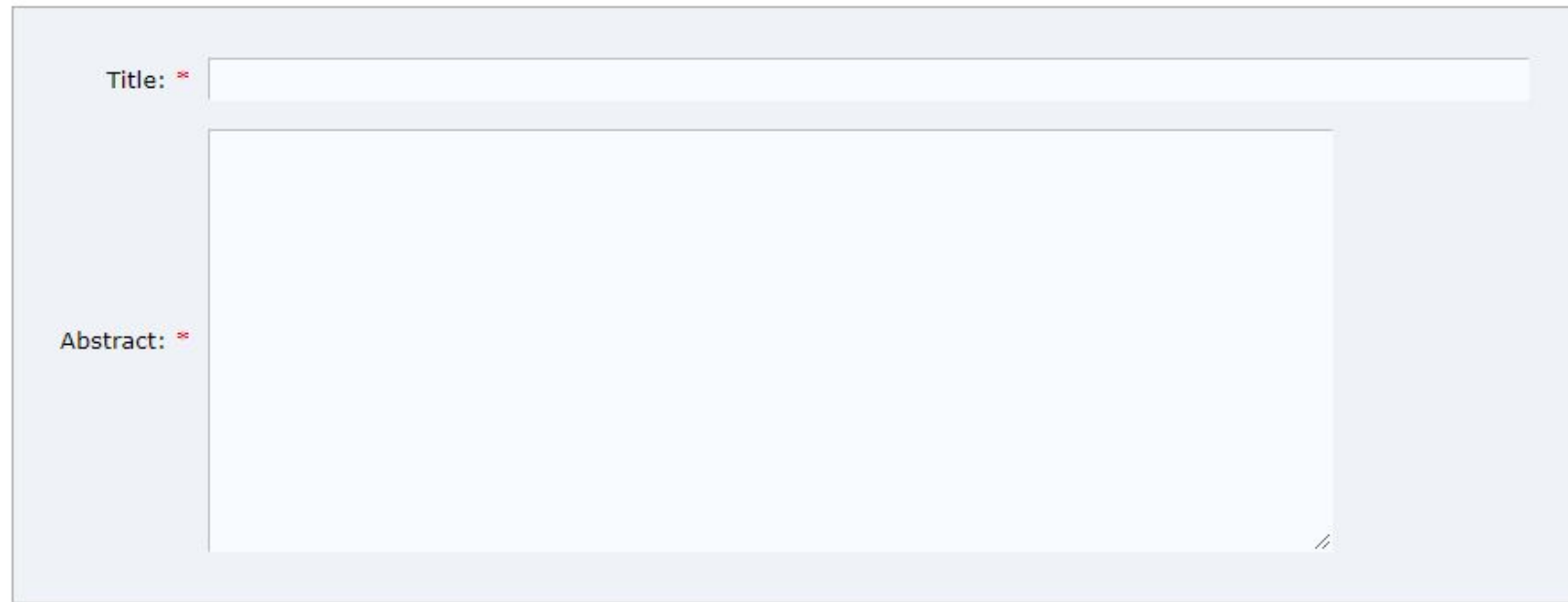
corresponding author

- Click on 'make a new submission'
- Complete the author information form by entering all the required fields. Required fields are indicated with an asterisk (*).
- Please click '**corresponding author**' if you are the person who handles the manuscript and correspondence during the publication process
- Click '**click here to add more authors**' if your team more than 3 person.



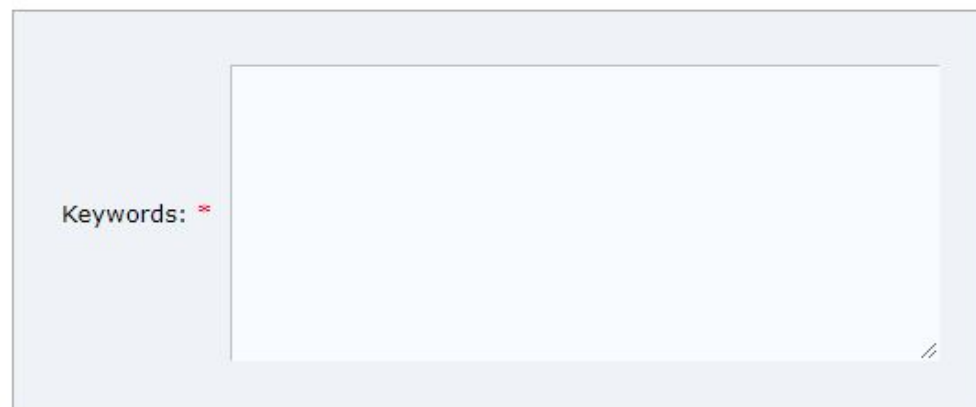
Title and Abstract

The title and the abstract should be entered as plain text, they should not contain HTML elements.



Keywords

Type a list of keywords (also known as key phrases or key terms), **one per line** to characterize your submission. You should specify at least three keywords.



Files

Paper. Upload your paper. The paper must be in PDF format (file extension .pdf)

Choose File kaken.nii.ac....04seika.pdf


Ready?

If you filled out the form, press the 'Submit' button below. **Do not press the button twice: uploading may take time!**


Submit

Submission Abstract

- Fill in the abstract in TITLE AND ABSTRACT column.
- List of keywords. You should specify at least three keywords.
- Choose the topics which relevant with your research
- When you are done click '**Submit**' button

 **The 4th GIESED (author)**

4TH GIESED | International Conference on
Global Issues for Infrastructure, Environment,
and Socio-Economic Development
10-11 November 2021

 The Graduate School, Hasanudin University
Tamanbaru Campus, Makassar 90246
Jl. Pahlola Hasanudin KM 15


[Help](#) / [Log out](#)

New Submission | Submission 1 | The 4th GIESED | Premium | Conference ↻ | **News** | EasyChair

The 4th GIESED Submission 1

[Update information](#)
[Update authors](#)
[Update file](#)

The submission has been saved!

Submission 1	
Title:	
Paper:	
Author keywords:	
Topics:	
Abstract:	
Submitted:	Sep 30, 07:12 GMT
Last update:	Sep 30, 07:12 GMT